

Tools for online engagement

Navigate to the following webpage in preparation for the session:

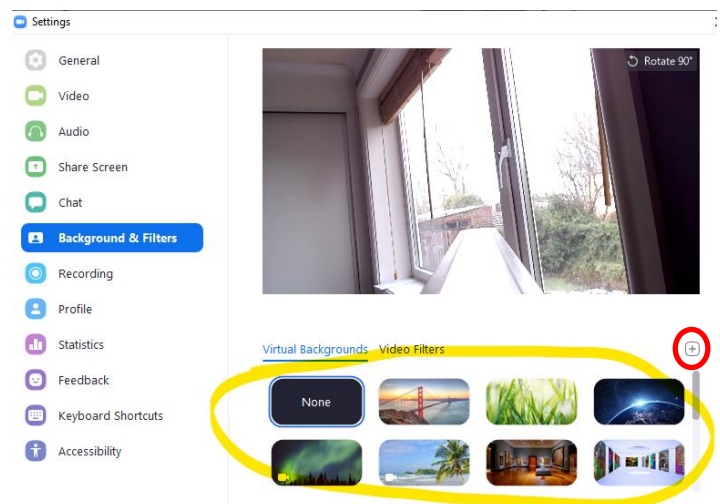
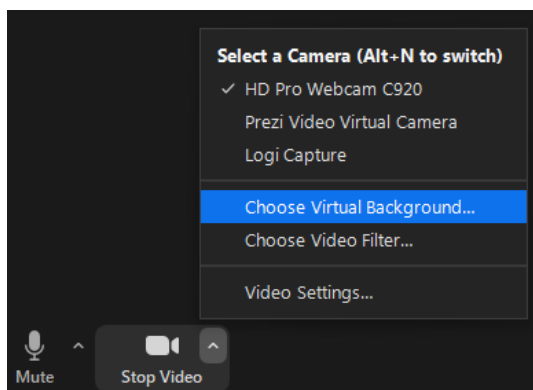
<https://ccqi.org.uk/resources/tools-for-online-engagement>

Password: [tfoe5954](#)

Using Zoom

Cameras on

This is a **cameras on** session using Zoom. Feel free to use a 'virtual background' if you would prefer not to share your surroundings. To turn on a virtual background, click on the '^' symbol to the right of the video camera icon (bottom left corner), then click on 'Choose Virtual Background'. Next, click on 'Backgrounds and Filters' and select a background. You may be asked to download the 'Smart virtual package'. (If you are using an older version of Windows, you may need to click the '+' sign (circling in red) and add your own image.)

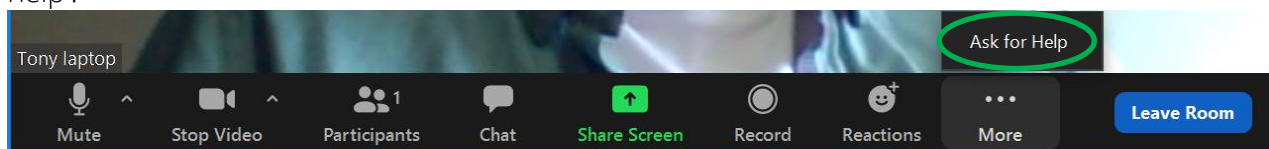


Your name

Please ensure you type the name you wish the host to use when referring to you. To do this, hover over the video image of yourself and click on the three dots that appear in the top right-hand corner. Then select 'Rename'.

Breakout rooms

While in a breakout room, if you'd like to ask a question, please click 'More' and then 'Ask for help'.



Useful Zoom quick keys

Alt + **y** Raise **y**our hand
 Alt + **a** Mute/unmute **a**udio
 Alt F2 Switch to gallery view

Learning technology and its intended impact

Technology	Intended learning impact	Target <i>Emotional Learning State</i>	Your reaction	Potential emotional impact on learners
Quiz	<p>Pre-learning. To increase learners' level of preparedness for the session, setting the scene, making them curious, and showing them where to find a knowledgebase.</p> <p><i>Interact</i> www.tryinteract.com <i>Free</i></p>	Curiosity and preparedness		
Survey	<p>Pre-learning. To increase learners' level of preparedness for the session, learner curiosity, and the teacher's understanding of learners' starting points.</p> <p><i>SmartSurvey</i> www.smartsurvey.co.uk <i>Free</i></p>	Curiosity, preparedness & commitment		
Blendspace	<p>Pre-learning. To increase learners' level of preparedness for the session by making them curious and interested, and to give learners a knowledge base where they can begin to satisfy some of their curiosity.</p> <p>https://ccqi.org.uk/app/uploads/2018/02/Lincoln-College-Blendspace-case-study.pdf</p>	Curiosity, interest/ excitement, preparedness & self-help		
Polls	<ul style="list-style-type: none"> • Quick initial assessment for the teacher. • To uncover misconceptions on which the teacher can then build. <p><i>[Within Zoom]</i></p>	Supported Confidence		

Whiteboard	<ul style="list-style-type: none"> To enable all delegates to answer a given question. To build group learning from individual responses. <p><i>[Within Zoom]</i></p>	Included		
Snip tool	<p>To contribute to reflective note taking and critical reflection.</p> <p><i>[Within Windows]</i></p>	Control		
Prezi	<p>So that the teacher can interact with their slides and maintain personal contact with learners.</p> <p><i>PreziVideo</i> https://prezi.com</p>	Empathy		
Breakout rooms	<ul style="list-style-type: none"> So that learners can think through and articulate their thoughts in a safe space. For sharing ideas, enabling learners' understanding to grow. To apply learning collaboratively. To work by themselves, but have access to private support. <p><i>[Within Zoom]</i></p>	<p>Confidence</p> <p>Supported</p> <p>Supported</p> <p>Safe</p>		

Wikis	<ul style="list-style-type: none"> • So that learners can apply and test their new learning. • So that learners can see and be inspired by others' work. • So that the teacher can assess the growing level of understanding. <p><i>Google Docs</i> https://docs.google.com <i>Free</i></p>	Growth Inspiration		
Card sort	<ul style="list-style-type: none"> • So that learners can apply and test their new learning. • So that the teacher can assess the growing level of understanding. <p><i>Desmos</i> www.desmos.com <i>Free</i></p>	Growth; fun		
A resource page	<ul style="list-style-type: none"> • A place to curate a range of resources to support independent learning. (A knowledge bank) 	Eagerness to be independent		
Top Trumps games	<ul style="list-style-type: none"> • So that delegates create hierarchies, and in doing so evaluate what they're being asked to rank. • To create engaging debates through which all parties learn. 	Taking control; fun Engagement; competitiveness; fun		
Video	Detailed analysis of the contributor's work and the building of learners' evaluative vocabulary .	The urge to polish		
	https://www.teooh.com/download			

Research Lesson Sketch

Consider a lesson you are about to deliver in which you could experiment with integrating a number of the new technologies you've considered.

Lesson title

Learning outcomes

New technology

How will these strategies change your planned teaching strategies?